







Earthmet Earth bars

Description

Earthmet earth bars are an efficient and convenient way of providing a common earth point, and integral disconnecting links allow easy isolation for testing purposes.

Earthmet earth bars come in a variety of lengths but all consist of 50 mm wide by 6 mm thick copper bar with M10 screws. These are supplied both plain and tinned and come with and without disconnecting links.



-  The base is made from galvanized steel to provide strength
-  Light and easy to handle
-  A range of four designs to meet most installation requirements
-  Available in Plain and Tinned options
-  All earth bars can also be designed and supplied with/without disconnecting links
-  Disconnecting Links also available at request

Copper Earth Bar	Length	Weight each
6 Way	400 mm	1.80 kg
8 Way	500 mm	2.20 kg
10 Way	650 mm	2.80 kg
12 Way	750 mm	3.20 kg
14 Way	850 mm	3.60 kg
16 Way	950 mm	4.00 kg
18 Way	1050 mm	4.40 kg
20 Way	1200 mm	5.00 kg
22 Way	1300 mm	5.40 kg
24 Way	1400 mm	5.80 kg
26 Way	1500 mm	6.20 kg
28 Way	1650 mm	6.90 kg
30 Way	1750 mm	7.30 kg

Tinned Earth Bar	Length	Weight each
6 Way	400 mm	1.80 kg
8 Way	500 mm	2.20 kg
10 Way	650 mm	2.80 kg
12 Way	750 mm	3.20 kg
14 Way	850 mm	3.60 kg
16 Way	950 mm	4.00 kg
18 Way	1050 mm	4.40 kg
20 Way	1200 mm	5.00 kg
22 Way	1300 mm	5.40 kg
24 Way	1400 mm	5.80 kg
26 Way	1500 mm	6.20 kg
28 Way	1650 mm	6.90 kg
30 Way	1750 mm	7.30 kg